

Recessed luminaire - Opal diffuser - direct distribution

Suitable for ceilings with visible T-bars; flat aluminium frame, powered white; steel plate housing; Housing colour traffic white RAL 9016; LED backlight light technology, Light distribution direct distribution by means of Opal diffuser of PMMA plastic, and single lenses, UGR (4H/8H) 21.9. Including Dali driver; Flicker < 5%;. Electric connection via connection box with 2x0.5mm² connection cable 150mm long including coupling connector, 5-pole plug-type terminal for cable cross-sections up to 5x2.5mm² and strain relief, suitable for feed-through wiring. Protection rating: IP20/IP40 room-side. Accessories: for installation in cut-out ceilings, installation frame 60110003100 or for ceiling mounting frame 60110005100

CHARACTERISTICS

Order number	60113036610
EAN number	4020863422722
Commodity code	94051190
Certification mark	IP 40/20, Protection class II, F, Indoor, CE
Impact resistance (IK rating)	IK02 (-10°C bis 35°C)
Ambient temperatur	ta -10°C to 35°C
Special properties	Ready for IoT
Warranty period	5 years
State funding programs	BEG - Federal funding for efficient buildings (valid only for Germany)

ELECTRICAL ENGINEERING

Controller	Electronic driver DALI2 (1 pcs.)
System output	39W
Mains voltage	230V/50Hz
Circuit breakers (inrush current)	20 pieces/B10, 32 pieces/B16, 33 pieces/C10, 53 pieces/C16
Energy efficiency class/light source	C

LIGHTING TECHNOLOGY

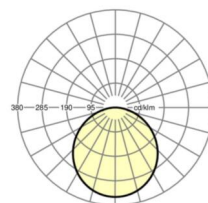

Placement	LED, Colour rendering/Light colour CRI ≥ 80 / 3000K
Colour tolerance (MacAdam)	3SDCM
Nominal luminous flux	4806lm
LED service life	50000h L80/B10 (Tq 35°C/do not cover with insulation wool)
Luminaire luminous efficiency	122lm/W
UGR lat./long.	21.9 / 21.9

MECHANICS

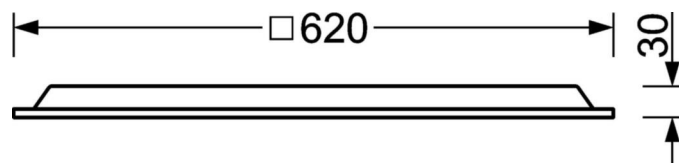
Housing colour	traffic white RAL 9016
Dimensions (LxWxDxH)	620mm x 620mm x 30mm
Depth	30mm
Ceiling system	Ceilings with visible T-rails [s-TS] (625x625 mm), cut-out ceilings [AD]
Ceiling cut-out (LxW/D)	648mm x 648mm (when using accessory mounting frame)
Installation depth	145mm [AD]; 145mm [s-TS]; 115mm [s-TS] min
Weight (net)	2.12kg
Type of installation	Recessed mounting, Ceiling installation individual mounting, Ceiling-mounted single installation

DEEP-LINK

<https://www.regiolum.de/en/article/60113036610>



Reference	LED 4800lm 830
ηLB	100 %
Φ ↓/↑	100 % / 0 %
UGR lat./long.	21.9 / 21.9



Dimensions

L	620 mm	Length
B	620 mm	Width
H	30 mm	Height
T	30 mm	Depth
DA(L)	648 mm	Cutting dimension length
DA(B)	648 mm	Cutting dimension width
Et(min)	115 mm	Ceiling distance minimum - minimum dimension (visible T-rail)
Et(AD)	145 mm	Ceiling distance minimum (cut-out ceiling)
Et(TS)	145 mm	Ceiling distance minimum - recommended (visible T-rail)
MLTS1	625 mm	Module dimension length (visible T-rail)
MLTS_1/2	625	Module dimension length (visible T-rail) 1/2
MBTS1	625 mm	Module dimension width (visible T-rail)
MBTS_1/2	625	Module dimension width (visible T-rail) 1/2
KL	144 mm	Length luminaire head or box for ballasts
KB	42 mm	Width luminaire head or box for ballasts
KH	29 mm	Height luminaire head or box for ballasts

